

# Jet and Multistage Pumps

## FEATURES & BENEFITS

### Jet & Multistage Pumps with Pressure Control

Model numbers: TF40J, TF50J & TF117MS

- Pressure boosting system for gardens and small houses
- Improves mains/tank pressure
- Suitable for suction lift or flooded suction application
- Features loss of prime protection
- 2 year warranty



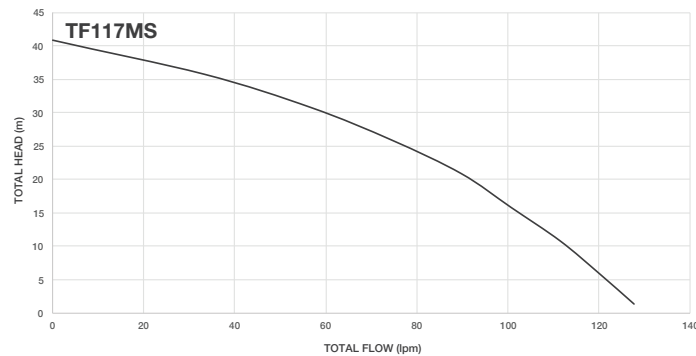
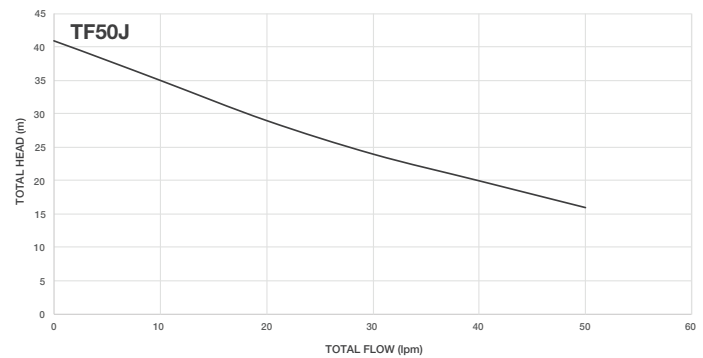
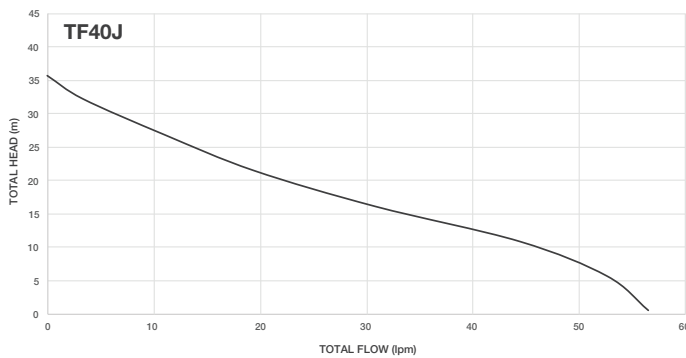
ELECTRICAL DATA & OPERATING LIMITS			
	TF40J	TF50J	TF117MS
Motor size	370W	600W	750W
Single phase	240V 50Hz		
Inlet size	1" BSP (F)		1¼" BSP (F)
Outlet size	1" BSP (M)		
Max. head	35m	41m	
Max. flow	40 lpm	50 lpm	117 lpm

## APPLICATIONS

The TotalFlo range of jet pumps are suitable for domestic household water supply such as pressure boosting from water tanks, or for garden and irrigation requirements in both flooded suction and suction lift applications.

The multistage pump is ideal for medium and larger pressure boosting applications or for poor mains pressure.

## HYDRAULIC PERFORMANCE



# Submersible Sump Pumps

## FEATURES & BENEFITS

### Submersible Sump Pumps

Model numbers: TF180S & TF230S

- Domestic sump pump
- Designed to pump clean and wastewater
- Submersible up to 5 metres
- 2 year warranty



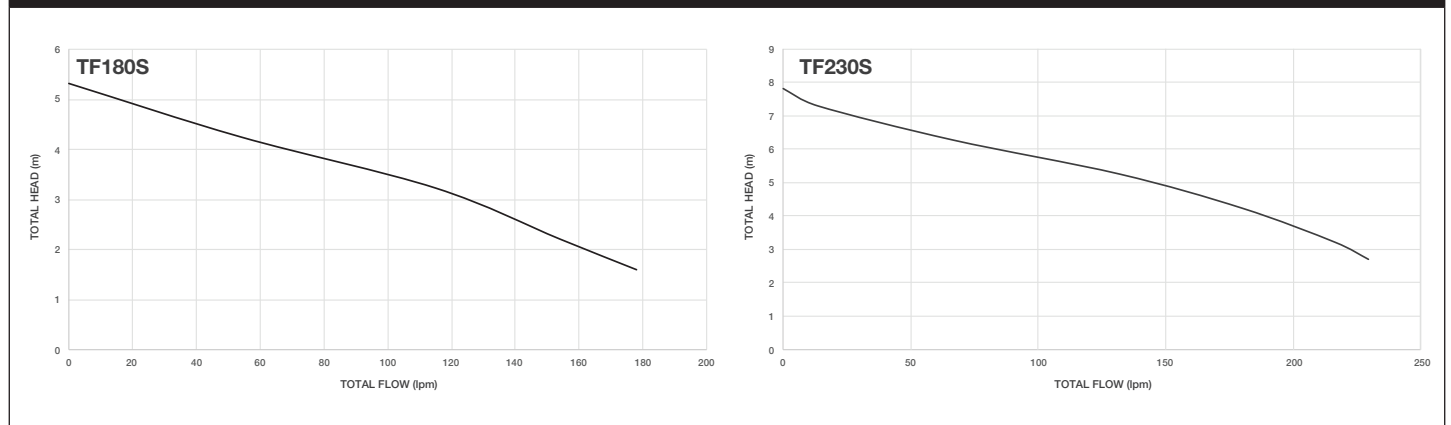
ELECTRICAL DATA & OPERATING LIMITS		
	TF180S	TF230S
Motor size	330W	750W
Single phase	240V 50Hz	
Auto float operation	Yes	
Particle size	18mm (soft & in water)	
Outlet size	1¼" / 2" BSP (M)	
Max. head	5m	8m
Max. flow	180 lpm	230 lpm

## APPLICATIONS

The TotalFlo range of submersible sump pumps are suitable for pumping small soft solids (up to 18mm max.) in fluid suspension.

They are extremely quiet in operation which makes them ideal for applications within residential areas for wastewater sumps, waterfalls and general drainage.

## HYDRAULIC PERFORMANCE



### HYDRAULIC PERFORMANCE

